



OCTOBER 2014

A MONTHLY NEWSLETTER FOR THE ENERGY CONSCIOUS CONSUMER

IT'S A GHOULISH TIME OF YEAR!


We have now officially entered the fall season and it is the month of ghouls and goblins, pumpkins and gourds! So in honor of that I am going to shake things up with a bit of information on pumpkins and goblins! Pumpkins originated in Central America. Pumpkins are really squash, a member of the squash family. Pumpkins are 90% water. A pumpkin is a fruit though most people think of it as a squash. A pumpkin is not considered a Jack O'Lantern until it is carved. Pumpkins were once recommended as a cure for freckles. They have also been used as a remedy for snake bites. Pumpkin flour can be used in place of wheat flour. It has many health and medicinal benefits,


Ghosts are something that people believe in or they don't. A ghost is believed to be the soul or spirit of a dead person or animal that can appear, in visible form or other manifestations, to the living. Descriptions of ghosts can vary from translucent or barely visible wispy shapes, to realistic, lifelike visions. Ghosts are generally described as solitary essences that haunt particular locations, objects or people they were associated in life. Ghosts have been depicted to be good or evil. The term

poltergeist is a German word for "noisy ghost" for a spirit is said to manifest itself by invisibly moving and influencing objects. There have been movies made over the years portraying good and bad ghosts. From ghosts trying to relay a message as in the movies *Field of Dreams* and *Ghost*, to the ghosts portrayed in the horror genre of *The Fog* and *A Nightmare on Elm Street*, to the ghost hunting movie of *Ghost Busters* to the reality ghost hunting shows of today. Ghosts, whether you believe in them or not have continued to fascinate people for hundreds of years.

NEW SERVICE CLUB PLANS NOW AVAILABLE

We are in the process of upgrading our Service Club Membership to specialize in the plan that will fit your particular needs. There will be separate plans for your LP/Natural gas appliances, an Oil burner heating plan, and an A/C or Heat pump plan. There will be two levels of coverage which will include your annual tune-up of your heating or A/C system. Your savings depend on what level you choose. The Bronze plan will save you up to 15% off parts and





labor and the best plan will be the Gold plan which will give you total protection and complete parts and labor coverage. By enrolling in either plan you will then earn \$50 in Loyalty Credits for each year you are enrolled. You can accumulate up to \$500 in credits and apply them to any equipment you may buy from us in the future such as a burner, furnace, boiler, central air or heat pump. Service plans only become effective after inspection of equipment and systems by a Hinds representative. All equipment must be brought up to standard before being accepted for a service plan. Any changes to bring the equipment up to standard will be charged at the current prevailing rate. Advance payment does not make a plan become effective. If you are interested in signing up for one of these plans please call the office and speak to one of our representatives.

NATURAL GAS CONVERSIONS

Need help with your Natural Gas Conversion? Hinds Energy is the company to contact to make the transition from oil or propane to natural gas less painful. Since we have been in the oil and propane business for years we have the knowledge and qualified staff to make the transition for you as easy as possible. Contact us today for a free estimate and know that you will have peace of mind in choosing Hinds Energy as your contractor for the conversion. We also have Service Club Memberships to cover your new and/or converted appliances. Call 570-278-3813 to schedule a time for one our sales representatives to meet with you.

ANOTHER HAPPY CUSTOMER!


I had the pleasure of talking to one of our loyal customers who called the office in the

afternoon after our service technicians had just replaced the boiler system at her house. She called to say that she couldn't have been any happier with our service. The install crew was great and took their time to explain everything to her. She stated that we should be happy that this set of guys worked for us because they are always wonderful to her. She also stated that she is always pleased with our service from the office staff to the technicians! It's so nice to get feedback from our customers!

UHEAP CUSTOMERS

Winter is right around the corner and so is the beginning of the UHEAP program. UHEAP Cash and Crisis components open on November 3rd, 2014 and are expected to close on April 3, 2015. The minimum Cash benefit is \$100 and maximum is \$1000.00. Benefits are income based. A household is eligible for only one regular UHEAP Cash grant per heating season. The maximum Crisis benefit this year is \$500. Each crisis authorization is good for a one time only delivery or pickup of fuel, A representative from DPW must authorize each crisis delivery or pick up of fuel, If you received benefits last season you will receive a COMPASS post card for a 2014/2015 UHEAP application in the mail by mid-October. Customers who did not receive LIHEAP last season may obtain an application for the 2014/15 UHEAP season on or after November 3rd by: Contacting their local County assistance office, calling the LIHEAP Helpline at 1-866-857-7095 for applying on-line at www.compass.state.paus.






HALLOWEEN WORD SEARCH

- BATS
- BLACK CAT
- BOO
- CAPE
- DRACULA
- FRIGHT
- GHOSTS
- GHOUL
- GOURD
- GRAVEYARD
- HAUNT
- HORROR
- HOWL
- MONSTER
- OWLS
- PUMPKINS
- SCREAM
- SKELETON
- SPIDERS
- TERROR
- TOMBSTONE
- VAMPIRE
- WARLOCKS
- WITCH
- YELL

A	A	H	B	T	L	Z	B	N	X	S	B	I	O	U
U	H	G	G	M	F	A	F	E	S	T	S	O	H	G
J	O	H	O	W	L	S	S	X	P	A	I	R	T	J
L	R	H	J	U	E	K	K	T	I	C	X	U	L	E
O	R	I	C	M	R	N	C	M	D	K	F	H	S	F
A	O	A	E	L	A	D	O	I	E	C	W	K	T	D
S	R	T	O	L	Z	E	L	T	R	A	E	U	Y	X
D	R	A	Y	E	V	A	R	G	S	L	P	L	M	B
G	E	R	O	Y	C	L	A	C	E	B	U	I	O	D
W	T	Q	J	L	Y	V	W	T	S	O	M	B	N	R
N	S	N	T	E	X	A	O	U	H	O	P	O	S	D
E	H	Y	U	P	B	N	X	G	I	G	K	P	T	B
U	L	M	Z	A	L	J	V	A	M	P	I	R	E	D
U	W	I	T	C	H	B	R	V	C	Z	N	R	R	N
U	Z	S	L	E	B	S	V	M	X	C	S	C	F	T



TRICK OR TREAT

CARAMEL PUMPKIN CHEESECAKE



Crust

2 cups crushed graham crackers (about 32 squares)
1/2 cup butter, melted

Filling


4 packages (8 oz each) cream cheese, softened
1 1/2 cups sugar
4 eggs
1 cup canned pumpkin (not pumpkin pie mix)
2 teaspoons pumpkin pie spice

Garnish, if desired

Whipped topping
Candied pecans
Caramel topping

Directions

1. Heat oven to 300°F. Wrap outside bottom and side of 9-inch springform pan with foil. Spray inside of pan with cooking spray. Mix crust ingredients; press in bottom and 1 inch up side of pan. Bake 8 to 10 minutes or until set. Cool 10 minutes.
2. In large bowl, beat cream cheese with electric mixer on medium speed until smooth. Beat in sugar. On low speed, beat in eggs, one at a time, just until blended. Spoon 3 cups of the mixture onto crust; spread evenly. Add pumpkin and pie spice to remaining cream cheese mixture; mix with wire whisk until smooth. Spoon over mixture in pan.
3. Bake 1 hour 15 minutes to 1 hour 25 minutes or until edge is set but center still jiggles slightly. Turn oven off; open door 4 inches. Leave cheesecake in oven 30 minutes. Run knife around edge of pan to loosen. Cool on cooling rack 30 minutes. Refrigerate 6 hours or overnight. Run knife around edge of pan to loosen cheesecake; carefully remove side of pan. Top with whipped topping and candied pecans. Drizzle with caramel topping.



A Division of HINDS OIL CO., INC.
60 POST ST., BOX 100, MONTROSE, PA 18801

570-278-3813